



550 / 2000

Class leading features
RANGER



Class leading features

RANGER

550 / 2000



Leading in features

Although being the smallest model in the large HARDI trailer range, the kinship does not fail. The RANGER is designed to meet the request for a simple and reliable trailer. This goal is reached and proven by successful world-wide sales since the introduction in 2006.

At the same time RANGER is leading in its class offering a big range of different features in a 550 gallon unit.

Quality and design

Booms based on unique and different concepts ensure the right boom for the specific need.

Intelligent tank and frame design ensure stability and strength. High quality components guarantee best performance and ultimate durability.



Manifold (RANGER 2000)

The work zone is where all primary functions are placed in easy-to-reach positions. Everything needed to operate the sprayer is available in this area, and it is designed in a simple and logical way.

The manifold is prepared for options as RinseTank, cleaning nozzle and TurboFiller.

HC 5500

HARDI Controller 5500 is more than a basic rate controller. It has many features that will enhance the liquid system on your sprayer and allow you to access more information on the work carried out.

Full integration

It is so simple to fit. The design is fully integrated with the other control boxes so the HC 5500 is the natural choice for your HARDI sprayer. It typically takes only one cable connection to connect, and the sprayer control box already has the necessary plug.

Freedom of placement

The HC 5500 is small enough not to clutter the tractor cabin. It can be located independently from the controls. It is logical to locate it in the line of travel while the controls can be located close to the operator.

Large clear screen

The black text on green background is easy to read, even in bright sunlight. The 4" x 2" screen can show more than 5 lots of information simultaneously. The screen has back-lighting for night time spraying.

Quick start to go spraying

An available Quick Guide is enough to get you spraying. An in-depth explanation of functions and possibilities can be fully explored, step by step, in the comprehensive operators' manual.



SPECIFICATIONS

- ▶ **Tank:** 550 gal. designed for optimal stability and lowest residue. Sturdy 3/8" thick main tank.
- ▶ **2" Nurse Tank** QuickFill with suction filter (optional on the Model 550)
- ▶ **Cyclone** self-cleaning filter (Optional on RANGER 550)
- ▶ **Frame:** High absolute clearance. Low centre of gravity. Heavy duty construction with adjustable clevis drawbar/hitch and jack stand w/5,000 lbs capacity
- ▶ **Pump:** The HARDI Diaphragm pump is a reliable, high capacity and easy to service with bottom suction from deep sump and standard on the Ranger 2000. Options for the Ranger 550 are the Ace 206 hydraulic centrifugal or the Ace 150 pto belt drive centrifugal pump.
- ▶ **Top** Operated tank drain
- ▶ **High Visibility** dry sight gauge (Model 550 equipped with a wet sight gauge)
- ▶ **Work platform** w/foot step
- ▶ **Controller:** HC 5500 (Optional on RANGER 550 & 2000)
- ▶ **Operating unit:** Electrically operated pressure regulation, on/off and sections
- ▶ **Liquid system:** Intuitive and logical manifold system with EC-3 section electric controls
- ▶ **Axle:** Adjustable from 60" to 90"
- ▶ **5 gallon** clean water dispenser
- ▶ **EAGLE booms:** Simple and strong booms with hydraulic lift and fold. Single 20" spaced nozzle bodies w/ISO Mini Drift (Air Inclusion) nozzles

- ▶ Easy to operate
- ▶ Simple to service
- ▶ Short and compact
- ▶ Light weight

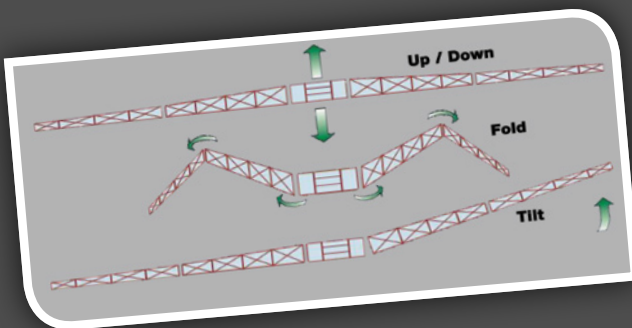
Eagle SPB Sprayer Booms

Excellent performance for the Ranger 550

EAGLE SPB 45' & 60'

The Eagle 45' & 60' booms for the RANGER 550 are constructed in steel with rugged two-dimensional structure and a coil spring self-stabilizing trapeze boom suspension design optimizing weight with the greatest possible strength. The excellent performance of the EAGLE boom ensures precision spray applications even in the most challenging field conditions. This combination provides for many years of trouble free use even in the toughest field conditions.

A non-directional spring loaded brake-away system protects the boom from damage. EAGLE booms are the solution if rough conditions and/or high driving speeds are required.



Z-Version Fold

The Z-version fold is electro-hydraulic and gives the ability of individual tilt for either side and individual folding on left or right side.



Standard on EAGLE Booms

- ParaLift for height control
- Symmetric fold of boom wings

Optional on EAGLE Booms

- Single-side folding
- Individual boom tilt



Horizontally folded booms

Robust in tough field conditions - Ranger 2000

EAGLE SPB 45', 50', 60' & 66' Booms

EAGLE SPB 45'-66' booms, designed for the RANGER 2000 sprayer feature a rugged two-dimensional structure and a coil spring self-stabilizing trapeze boom suspension. This combination provides for many years of trouble free use even in the toughest field conditions.

A non-directional spring loaded break-away system protects the boom from damage. EAGLE boom is the solution if robustness and high driving speed are required.

Standard:

- ▶ ParaLift for height control
- ▶ Symmetric fold of boom wings

Optional:

- ▶ Single-side folding
- ▶ Individual boom tilt
- ▶ Stainless steel plumbing

The EAGLE boom is available with three different hydraulic set-ups.

Y-version gives an easy folding where left and right side of the boom are folded symmetrically.

V-version is electro-hydraulic and gives the possibility of a center lift and individual-side folding.

Z-version is electro-hydraulic and gives the possibility of individual tilt and single-side folding.



The nozzle bodies are located behind and above the bottom of the boom structure, giving maximum protection.



Cyclone Filter (RANGER 2000)

Unique pressure filter with high speed cyclone action for self-cleaning



The RANGER 2000 has a WorkZone where all primary functions are placed in an easy to reach position. Everything you need to operate the sprayer is available in this area, and everything is designed to be simple and logical to understand and operate. *WorkZone valves on the Model 550 are mounted slightly different, but utilize a similar concept.*

SmartValve

All primary functions needed to operate the sprayer when filling or cleaning are located in the center of the WorkZone. The logically placed handles with easy to read icons make the system very easy to operate. This greatly reduces the start-up and operation time of the sprayer. *Not available on the Ranger 550.*

QuickFill

One quickfill banjo port is provided for filling the sprayer main tank as well as the rinse tank on the Model 2000. *The 2" quickfill is an option on the Ranger 550.*

TurboFiller

Turbo Filler available on the Ranger 2000 is a high capacity induction hopper which makes the filling of chemicals fast and easy. The unique TurboDeflector creates a powerful liquid circulation in the hopper and mixes all types of chemicals quickly and safely.

High mixing capacity

Liquid at high pressure is being used to create a powerful rotation of the liquid inside the hopper. This movement gives the effect that every bit of powder or liquid chemicals are mixed before they are sucked into the sprayer. *Available only on the Model 2000*



HARDI Model 464

HARDI Model 364



HARDI Diaphragm Pumps

To meet the requirements of bigger sprayers and to improve lifetime, we have redesigned and introduced the HARDI 364 and 464 pumps. A reduction in pressure drop has been achieved by improving the flow in the diaphragm tops. Available in either 540 rpm or 1,000 rpm PTO.


To ease service, we have integrated lifting hooks while moving two greasing points to the front, also making easier lubrication of the front and the rear of the pump. The casted con-rod support ring has also been redesigned for even greater mechanical lifetime.

The most visible change is the new covers designed to protect the pump from mud and water getting into the system.

- ▶ Self-priming
- ▶ Able to run dry without damage
- ▶ Easy to service
- ▶ Grease-lubricated crankcase
- ▶ Diaphragm pumps only available on the Model 2000

HARDI 1303 Pump

The 1303 pump is a pump option on the Ranger 2000. Self priming diaphragm pump in either 540rpm or 1000rpm providing a maximum pressure of 220 psi.



ACE Model 150/206

The ACE pumps available in either the ACE 150 PTO driven 540 RPM or 1000 RPM and the ACE 206 hydraulic driven. *Available on the Model Ranger 550 only.*





High Clearance Axle

Adjustable track width from 60 to 90 inches, ground clearance of 27 inches and 11.2 x 38 inch tires allow this Ranger 2000 to adapt to most field and crop conditions. The Model 550 is standard with 12.4 x 28" tires for 24" clearance.



EVC Controls

The EVC electric controls feature remote controlled section valves and pressure regulation. The section valves also have the constant pressure feature which allow the operator to shutoff individual sections and maintain accurate application rates. The pressure regulator and section valve can be manually overridden in case of an electrical failure.

Fluid System

A simple pressure manifold / electric pressure regulating fluid system ensures trouble free flow of any chemical solution.



Service Platform


A large service platform with step makes filling and routine maintenance simple. Standard on the RANGER 550 & 2000.



Optional 25 gallon foam marker tank along with compressor will provide application marking from the boom.



Optional 63 gallon RinseTank is mounted at the rear of the main tank above the axle to optimize weight distribution.



Davenport,
USA



Nørre Alslev,
Denmark




Lleida,
Spain



Savigny,
France



Beaurainville,
France



Adelaide,
Australia

HARDI

The Sprayer

HARDI INTERNATIONAL A/S

is an international group whose basic idea is to satisfy the user's requirements for quality products which ensure efficient, punctual and precise application of crop protection products. Our world-wide distribution and sales network comprise more than 100 countries where we are represented by importers, agents and sales subsidiaries. These are situated in Sweden, Norway, Denmark, the UK, France, Spain, North America, Germany and Australia.

Since 1957 HARDI has committed to the ever-increasing demands for efficient and precise plant protection. HARDI is the trendsetter within application of crop protection products. To achieve this position continued developments and innovation are essential. HARDI is committed to the long term future of plant protection.

Testing procedures

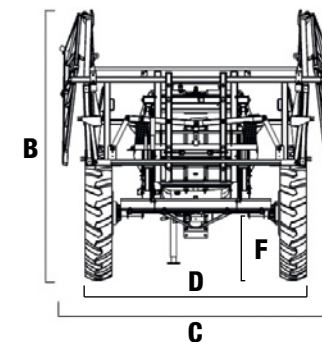
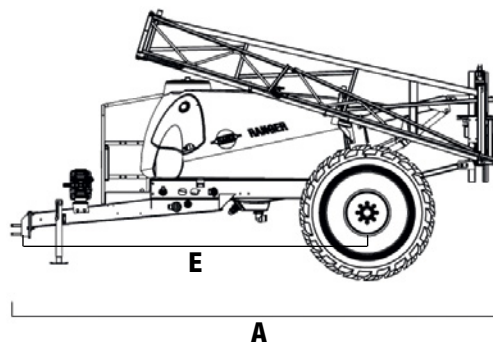
Sprayers leaving HARDI North America are tested according to the strictest quality standards.

The staff of the assembly line is accredited to match the demands from both NSTS (National Sprayer Testing Scheme), UK and JKI (Julius Kühn Institut), Germany. This ensures that the highest quality sprayers are delivered to farmers.

Technical specifications

Boom	RANGER 550	RANGER 2000
Tank, gal.	550	550
Pumps, type	ACE 206 or 150	HARDI 1303, 364, 464
Booms	45' & 60'	45', 50', 60', 66'
Hydraulic outlets needed (HY models)	1 single + 1 double acting	1 single + 1 double acting
Hydraulic outlets needed (DHP models)	1 double acting	1 double acting
Weight total (empty tank) lbs.	3,410 - 3,564	3,410 - 3,465 - 3,564 - 3,619
Total length*, in. A	213"	213"
Total height*, in. B	110" (12.4 × 28)	114" (11.2 × 38)
Width with boom in transport position*, in. C	120"	120"
Track width, in.	60" - 90"	60" - 90"
Length draw to axle, in.	156"	156"
Ground clearance, in.	24" (28" tires) / 28" (38" Tires)	24 (28" tires) / 27" (38" Tires)
RinseTank, gal.	63	63

* Measurements: EAGLE 60



HARDI NORTH AMERICA

1500 West 76th Street, Davenport, IA 52806
 E-mail: info@hardi-us.com · www.hardi-us.com
 Phone: (563) 386-1730 Fax: (563) 386-1280



#SprayHARDI